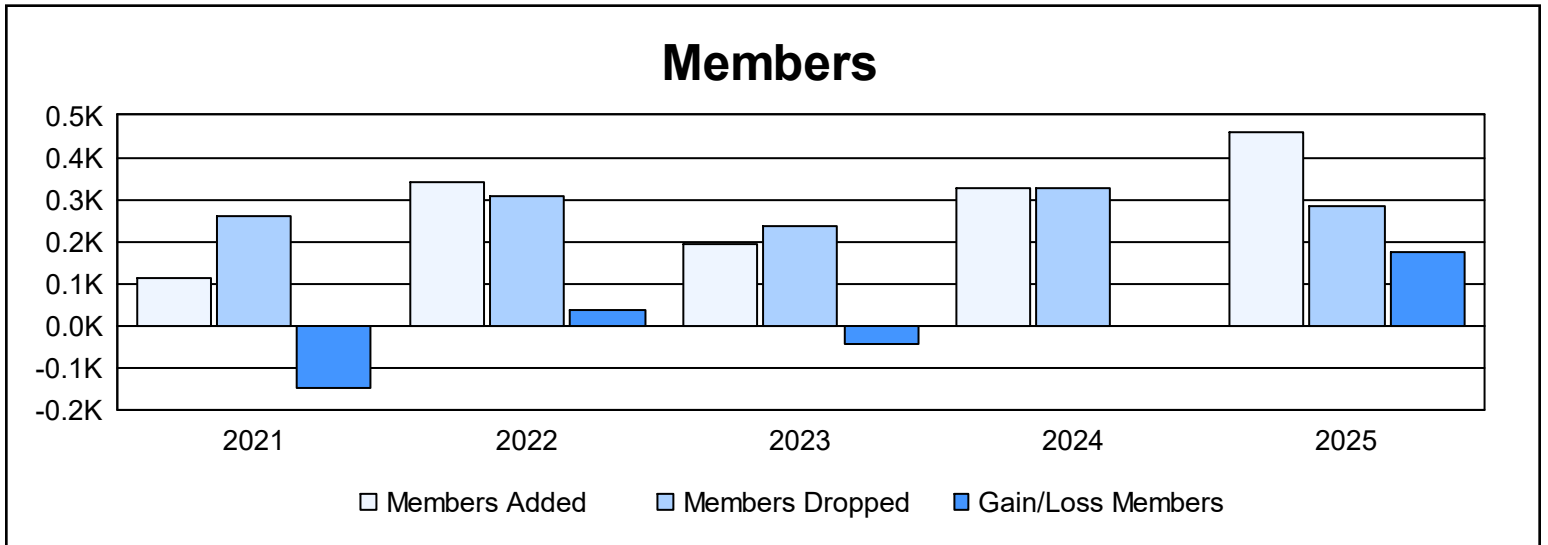
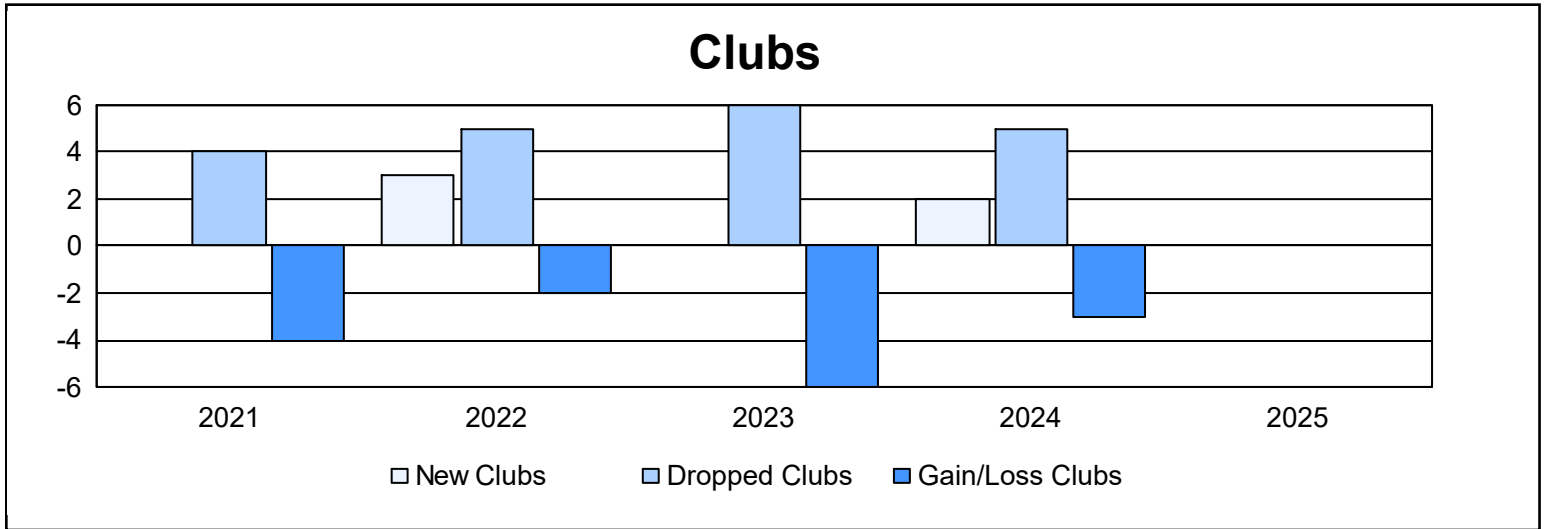
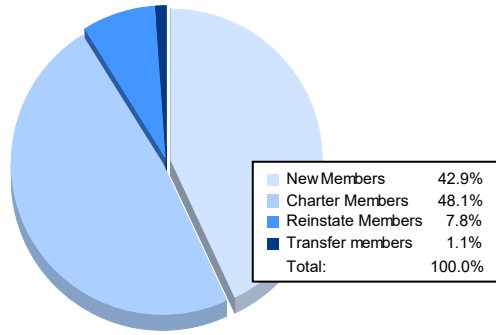


Year	New Clubs	Dropped Clubs	Gain/ Loss Clubs	New Members	Charter Members	Reinstate Members	Transfer Members	Total Member Added	Total Members Dropped	Gain/ Loss Members
2020-2021	0	4	-4	92	9	9	5	115	262	-147
2021-2022	3	5	-2	191	74	59	17	341	306	35
2022-2023	0	6	-6	143	20	14	17	194	237	-43
2023-2024	2	5	-3	194	91	35	8	328	328	0
2024-2025				197	221	36	5	459	284	175
<b>Average</b>	<b>1</b>	<b>5</b>	<b>-4</b>	<b>163</b>	<b>83</b>	<b>31</b>	<b>10</b>	<b>287</b>	<b>283</b>	<b>4</b>



### Membership Composition June 2025 Cumulative



### Gender Composition June 2025 Cumulative

